



U-3300BT

- To be sure you take maximum advantage of the features, read this manual carefully before use.
- For purposes of improvement, specifications and design are subject to change without notice.
- This manual has been checked carefully, if any mistakes because of printing or other reason make you puzzle, please call the dealer.

OWNER'S MANUAL

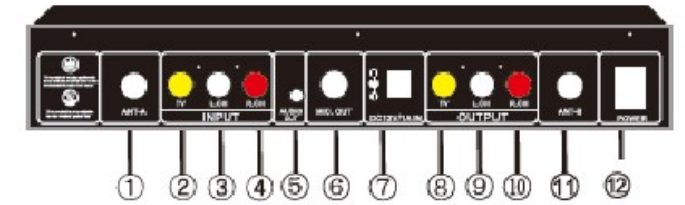


Front Panel



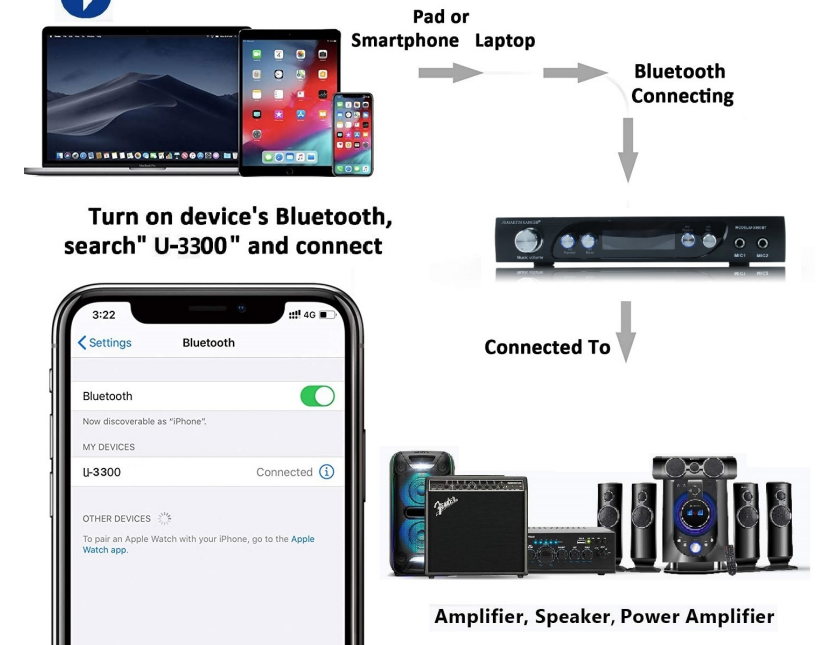
- | | |
|---------------------------|-------------------------|
| ① Music Volume Adjustment | ⑤ Mic Treble Adjustment |
| ② Mic Reverb Adjustment | ⑥ Mic Volume Adjustment |
| ③ Mic Bass Adjustment | ⑦ Mired Mic. Input 1 |
| ④ LCD Display information | ⑧ Mired Mic. Input 2 |

Rear Panel

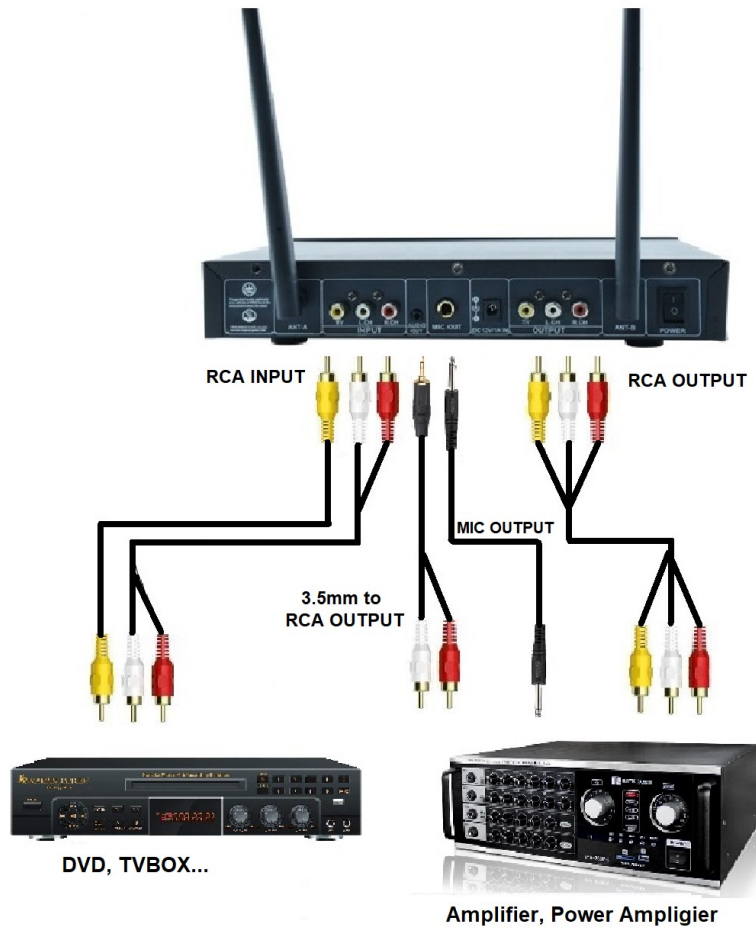


- | | |
|--------------------------|-------------------------|
| ① Antenna A | ⑦ 12VDC Power Input |
| ② Video Input | ⑧ Video Output |
| ③ Left Audio Input(L) | ⑨ Left Audio Output(L) |
| ④ Right Audio Input(R) | ⑩ Right Audio Output(R) |
| ⑤ 3.5mm Headphone Output | ⑪ Antenna B |
| ⑥ Microphone Output | ⑫ Power Switch |

How To Connect the Bluetooth



CONNECT ION :



Receiver

- Power: AC110~240V
- Consumed Power: 4W
- Signal To Noise Ratio: >80dB
- Pseudo Drying Ratio: >80dB
- Channel Interference Ratio: >80dB
- Audio Output : 0~400mV
- Sensitivity: < 5dBu

Handheld Microphone

- Output Power: 30mW
- Modulate mode: FM
- Modulate Degree: > 25KHz
- Harmonic Suppression: < 40dB
- Battery: 2 x 1.5V AA battery
- Working Hours: 12hrs

Trouble Shooting:

Problem	Solution
The LCD of the reciver does not light up when you turn ON the receiver power?	Check the operation power correct or not and plug it securely
The LCD does not light up when you turn ON the mic power	Make sure the battery is inserted correctly or if it is the low battery life
Noise and distorted sound	<ul style="list-style-type: none"> • Shorten the operation distance of the transmitter and the receiver • Move the receiver far away interference. • Replace the batteries. • The same operation frequency of two transmitter should be avoid

Attention

- Please don't let any objects (dust, raindrop, grit) fall in to the machine to cause any damage to it.
- Please avoid the machine falling onto the ground. Keep it away from serious strike or shake.
- The machine is not waterproof. Please avoid any liquid splattering onto the machine
- When the screen shown low battery, please change the battery on time.
- Please don't use your hand to cover the mic head when you are singing, it is easy to cause howling.
- Please make sure to cut off the power before repairing or cleaning this machine.
- The machine can be cleaned by soft cloth. To clean off stiff dirt, please use dry cloth dipping with neutral wash; clean the machine with dry cloth then.
- Please don't use volatile gasoline, diluents or other chemicals for the machine body, or the surface will be corrupted.

Martin Roland International Corp.
365 N. Berry Street
Brea, CA92821
U.S.A
866-957-5566
www.martinroland.com

Specifications:

Overall characteristic

- Frequency Range: UHF900MHz~930MHz
- Frequency Stability: $\leq \pm 20$ ppm
- Dynamic Range: ≥ 80 dB
- Harmonic Distortion : $\leq 0.5\%$
- Frequency Response : 40Hz-15KHz (+3dB)
- Operation Temperature: 10 °C~+50°C
- Effective Field : UHF(80ft), Bluetooth(20ft)